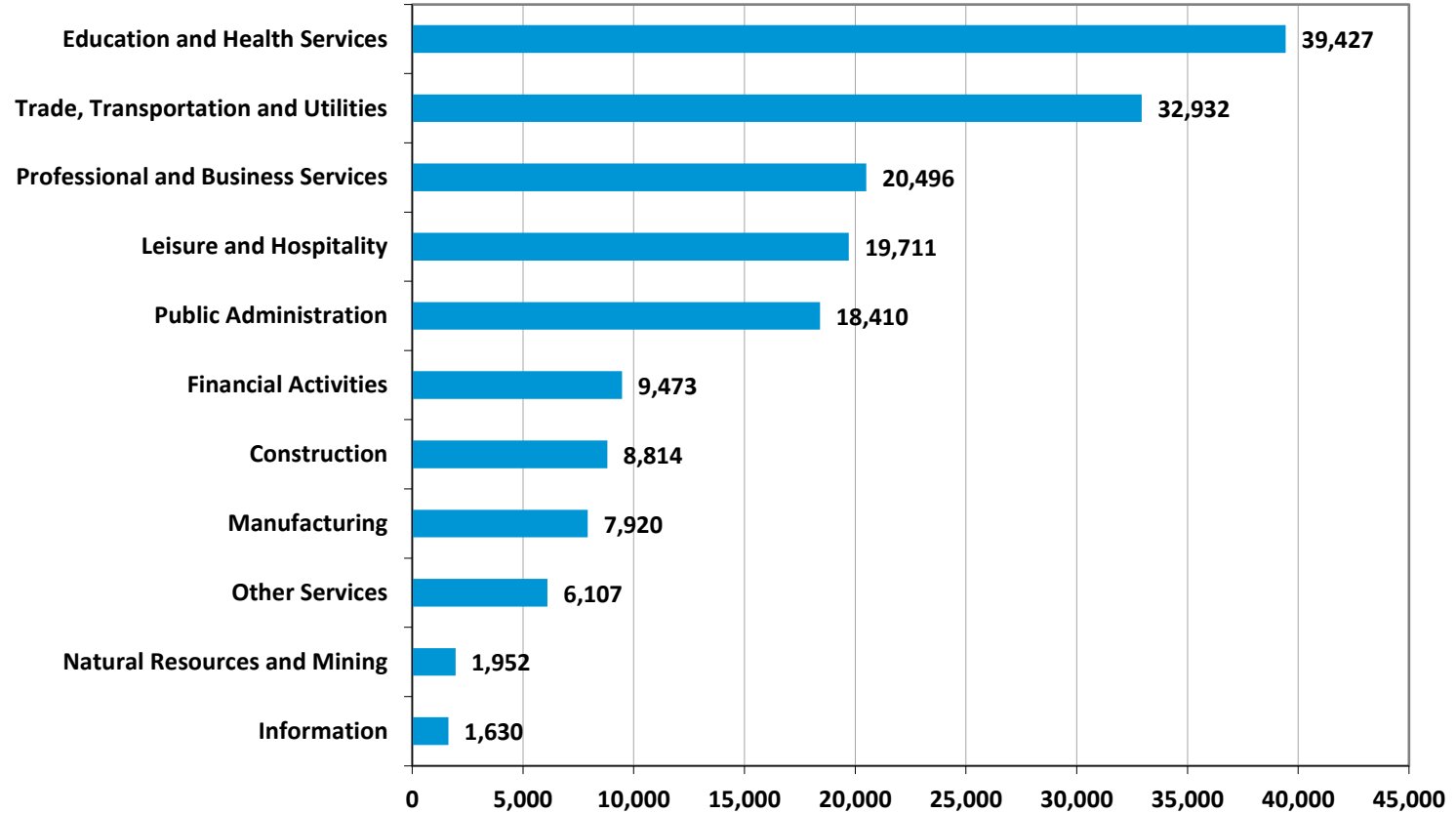


# Impact of Job Placement and Career Training Services in Program Year 2023

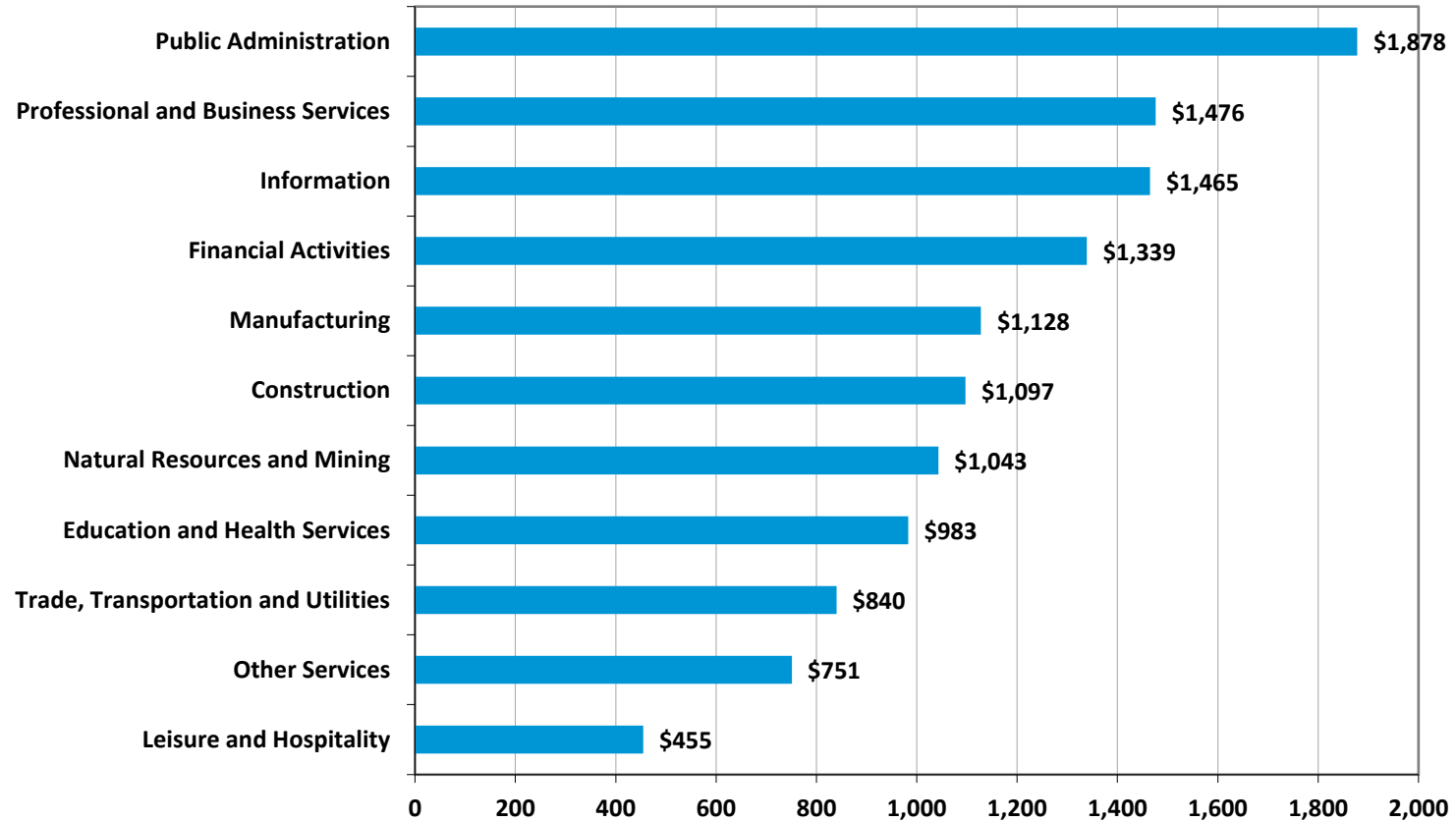
Presentation to the Bay Consortium Workforce  
Development Board

February 7, 2024

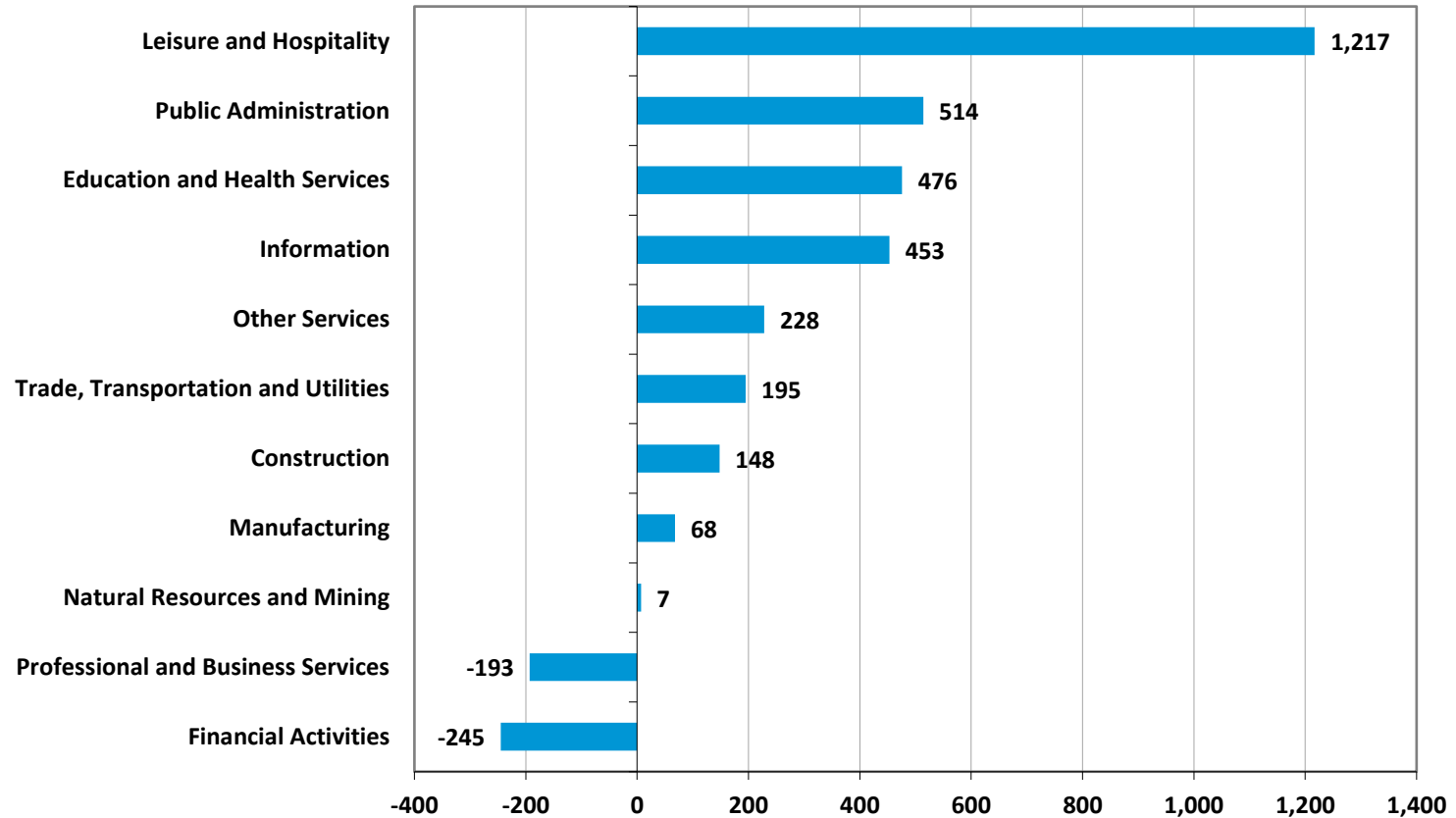
# Bay Consortium WDA Employment by Major Industry Sector in 2022



# Bay Consortium WDA Average Weekly Wages by Major Industry Sector in 2022



# Bay Consortium WDA Change in Employment in by Major Industry Sector from 2021 to 2022



# Household Income Attributable to PY 2023 Job Placements

Program	Employment	Average Salary	Total Household Income
WIOA – Adult	77	\$33,384	\$2,570,568
WIOA – Dislocated Worker	3	\$42,640	\$127,920
WIOA – Youth	19	\$25,080	\$476,520
<b>WIOA Enhanced Services and Other Grant Programs Total</b>	<b>99</b>	<b>\$32,071</b>	<b>\$3,175,008</b>
<b>WIOA – Basic Career Services</b>	<b>491</b>	<b>\$44,990</b>	<b>\$22,090,090</b>
<b>WIOA Enhanced Services and Other Grant Programs Total, plus Basic Career Services</b>	<b>590</b>	<b>\$42,822</b>	<b>\$25,265,098</b>

# Estimated Impact from WIOA Enhanced Career Services

Economic Impact	Employment	Labor Income	Output
1 <sup>st</sup> Round Direct Economic Activity	99	\$3,175,008	
2 <sup>nd</sup> Round Indirect and Induced Economic Activity	16	\$670,041	\$2,471,222
<b>Total Economic Activity</b>	<b>115</b>	<b>\$3,845,049</b>	<b>\$2,471,222</b>
Fiscal Impact	State and Local	Federal	Total
Tax Revenue	\$221,852	\$118,179	\$340,031

# Estimated Impact from WIOA Enhanced Career Services plus Basic Career Services

Economic Impact	Employment	Labor Income	Output
1 <sup>st</sup> Round Direct Economic Activity	590	\$25,265,098	
2 <sup>nd</sup> Round Indirect and Induced Economic Activity	118	\$5,072,223	\$19,090,945
<b>Total Economic Activity</b>	<b>708</b>	<b>\$30,337,321</b>	<b>\$19,090,945</b>
Fiscal Impact	State and Local	Federal	Total
Tax Revenue	\$1,765,779	\$884,957	\$2,650,735

# Benefit/Cost Ratio

- In PY 2023, the cost of providing these services was \$1.7 million
- Comparing that cost to the \$3.8 million in additional labor income associated with job placements from WIOA Enhanced Career Services – yields a Benefit/Cost Ratio of 2.2
- Comparing that cost to the \$30.3 million in additional labor income associated with job placements from WIOA Enhanced Career Services plus Basic Career Services – yields a Benefit/Cost Ratio of 17.7





for more information contact

Fletcher Mangum

[fletcher@mangumeconomics.com](mailto:fletcher@mangumeconomics.com)